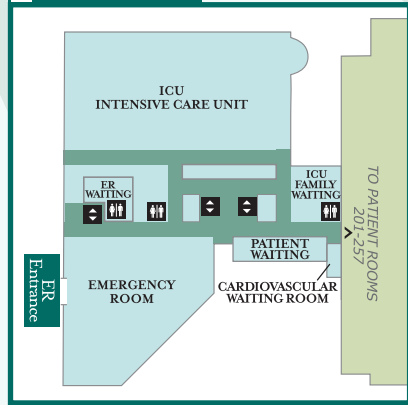


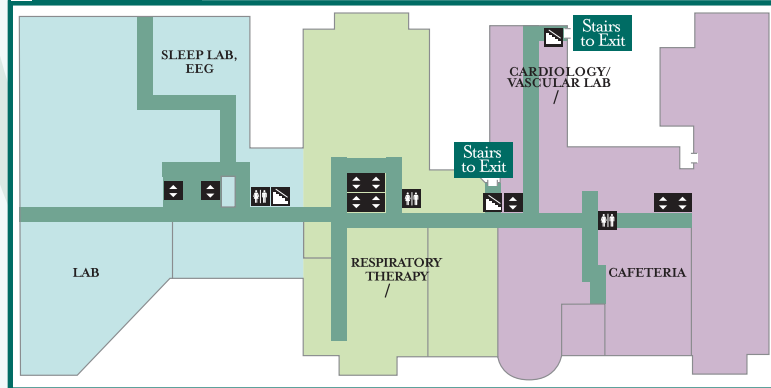
SSM St. Joseph Health Center

- East Wing
- Center Wing
- West Wing
- Lobby
- Main Hallways
- Entrance Building Entrance
- Restrooms
- Elevator
- Stairs
- ATM

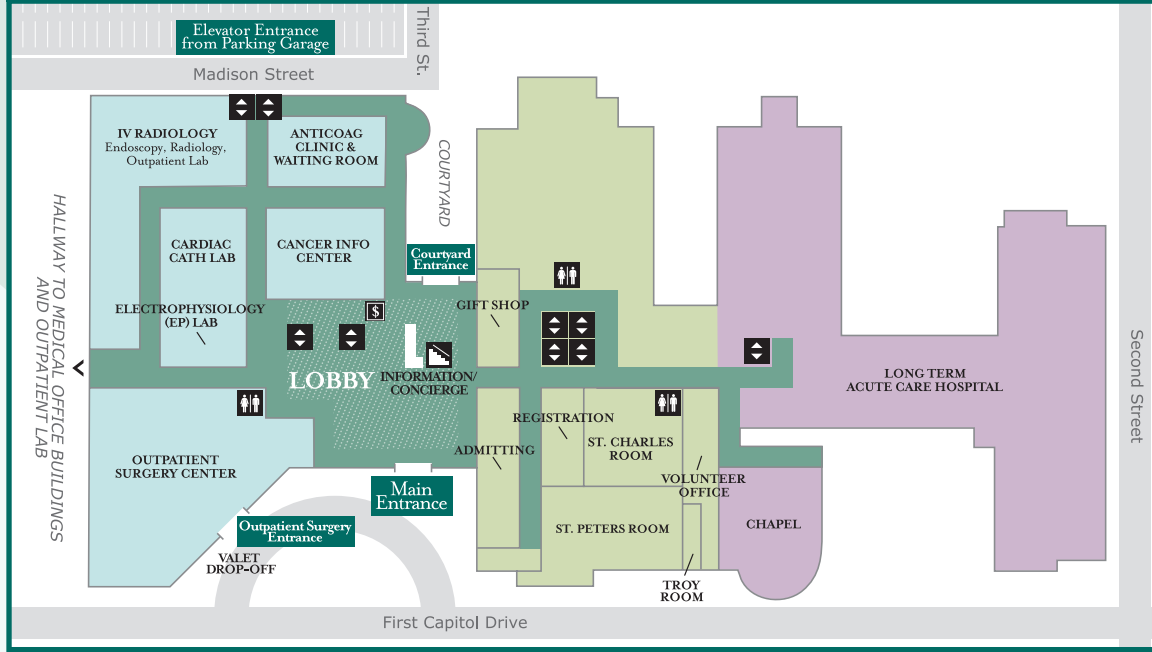
2 Second Level



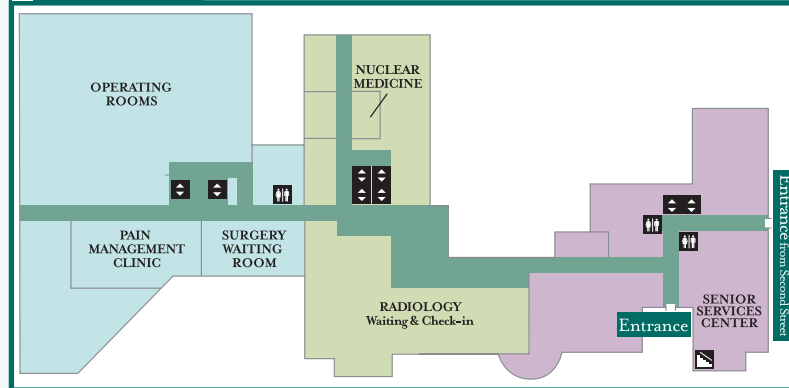
G Ground Level



1 First Level



S Street Level



DIRECTORY OF SERVICES

Services are listed in alphabetical order. Color bar on right indicates if the service is located in the East, Center, or West Wing.

FLOOR LEVEL AND SYMBOL
 Floors are listed from lowest to highest, beginning with "Street":
 SStreet Level
 GGround Level
 1First Level
 2Second Level

Patient Rooms are located on Levels 2,3,4,5, & 6

SERVICES	Color
Admitting	Light Green
Anticoag Clinic	Light Blue
Cancer Info Center	Light Green
Cafeteria	Light Purple
Cardiac Cath Lab	Light Blue
Cardiovascular Waiting Room	Light Green
Cardiology/Vascular Lab	Light Purple
Chapel	Light Purple
EEG	Light Blue
Electrophysiology Lab (EP)	Light Green
Endoscopy	Light Blue
Emergency Room	Light Green
Gift Shop	Light Green
Intensive Care Unit	Light Green
Interventional (IV) Radiology	Light Blue
IV Radiology Outpatient Lab	Light Blue
Lobby	Light Green
Long Term Acute Care Hospital	Light Purple
Nuclear Medicine	Light Green
Operating Rooms	Light Blue
Outpatient Surgery Center	Light Blue
Pain Management Clinic	Light Blue
Registration	Light Green
Radiology	Light Green
Respiratory Therapy	Light Green
Senior Services Center	Light Purple
Sleep Lab, EEG	Light Blue
St. Charles Room	Light Blue
St. Peters Room	Light Blue
Surgery (Operating Rooms)	Light Blue
Troy Room	Light Green